

1. formation
2. irregular imperatives
3. imperative of pronomial verbs
4. negative commands
5. pronoun object with imperatives

The imperative, (**l'impératif** in French) is used to give commands, orders, or express wishes, like 'Stop!', 'Listen!' You may recognize the imperative from commands such as 'Ecoutez' or 'Répétez'. It is one of four **moods** in the French language. Unlike the other moods, the imperative is not divided into tenses. Keep in mind that the imperative is a very direct way to give an order. It is often replaced with more polite alternatives like the **conditional**.

formation

There are three forms of the imperative: **tu**, **nous** and **vous**. For all verbs, the imperative is formed by taking the corresponding forms of the **present indicative**, but without subject pronouns. The lack of a subject pronoun is what identifies the imperative mood.



finir 'to finish'		
present	imperative	translation
tu finis	finis	finish (you, familiar)
nous finissons	finissons	let's finish
vous finissez	finissez	finish

The **tu** form is used to give an order to a child or when the speaker is on familiar terms with the person addressed. The **vous** form is used to give an order to a group of people or to address one person in the vous form. The **nous** form is used to give an order that involves oneself as well as others, though it often expresses a suggestion as its translation (Let's ...) indicates.

Drop the final **s** in the **tu** forms of the imperative for **-er** verbs, including **aller**, and **-ir** verbs like **ouvrir** and other verbs whose present indicative form of **tu** ends in **-es**:

present	imperative	translation
tu regardes	regarde	look
tu ouvres	ouvre	open
tu vas	va	go

When these forms are followed by the pronoun **y** or **en**, the **-s** is reattached for pronunciation purposes. For example:



Corey: Bette, **va** au supermarché! **Vas-y!** Et **achète** de l'insecticide pour moi ... Tu m'entends? **Achètes-en** pour moi!

Bette: Imbécile, l'insecticide est dangereux pour les cafards! Paf!

Corey: Oh, Bette ... aide-moi à me relever, s'il te plaît.

Bette: Tu es vraiment trop bête. Je m'en vais.

Corey: Bette, go to the supermarket! Go there! And buy some insecticide for me ... Do you hear me? Buy some for me!


Bette: Imbecile, insecticide is dangerous for cockroaches! Pow!

Corey: Oh, Bette, help me back up, please.

Bette: You are really too stupid. I'm leaving.

irregular imperatives

There are several verbs that have irregular imperative forms.

	avoir	être	savoir	vouloir
	ai	sois	sache	veuille
	ayons	soyons	sachons	veuilions
	ayez	soyez	sachez	veuillez


imperative of pronominal verbs

For **pronominal verbs**, the subject pronoun is dropped and the object pronoun is placed after the verb and is attached with a hyphen. **Te** becomes **toi** in this situation.

	se souvenir 'to remember'		
	present	imperative	translation
	tu te souviens	souviens-toi	remember
	nous nous souvenons	souvenons-nous	let's remember
	vous vous souvenez	souvenez-vous	remember

negative commands


The forms of the **affirmative** imperative (an order to do something) have been presented in the above charts. In **negative** commands (an order **not** to do something), place the **ne ... pas** around the imperative, as in **Ne regarde pas** ('Don't look'). In negative commands for reflexive verbs, the object pronoun is placed in front of the verb.

	Corey: Ne te moque pas de moi!	Corey: Don't make fun of me!
	Joe-Bob: Ne nous moquons pas de Corey!	Joe-Bob: Let's not make fun of Corey!



pronoun object with imperatives

Other non-pronominal pronoun objects follow the same placement as objects of pronominal verbs. As usual, the subject pronoun is dropped. In the negative, the **ne** precedes the object pronoun and the verb. In the affirmative imperative, the pronoun object follows the verb, and the forms **moi** and **toi** replace **me** and **te**.

	Corey: Aidez-moi, aidez-moi! Je n'arrive pas à me relever.	Corey: Help me, help me! I can't get back up.
	Joe-Bob: Retournons-le! Allez, un, deux, trois ... Doucement, doucement. Ne le faites pas trop vite!	Joe-Bob: Let's turn him. Let's go, one, two, three ... Slowly, slowly. Don't do it too fast!

Listen to the following dialogue:



Corey: Merci, tout le monde. Ça va beaucoup mieux. **Allons** à Barton Springs cet après-midi.

Joe-Bob: D'accord, mais **écoute**, d'abord je dois mettre mon maillot.

Corey: Oui, bien sûr, mais **dépêche-toi**.

Joe-Bob: J'arrive. **N'oublions pas** l'insecticide. Il y a tant d'insectes empoisonnants en ce moment!

Corey: Eh moi alors?

Joe-Bob: Oh, pas toi, Corey. Tu n'es jamais empoisonnant!

Corey: Thanks, everybody. That's much better. Let's go to Barton Springs this afternoon.

Tammy: Okay, but listen, first I have to put on my swimsuit.

Tex: Yes, of course, but hurry.

Joe-Bob: I'm coming. Let's not forget the insecticide. There are so many irritating insects now.

Corey: And me?

Joe-Bob: Oh, not you, Corey. You are never irritating!



Exercices

fill in the blanks

Fill in the blank with the imperative form of the verb between parentheses.

1. Tex : _____ Tammy! On étaient si heureux à Lyon! (se rappeler)
2. Tammy : Tex, _____ tes légumes! (finir)
3. Tex : _____ de nous disputer! (arrêter)
4. Tammy : _____ prétentieux, Tex! (ne pas être)
5. Tex et Tammy : _____ rester modestes! (savoir)
6. Tammy : _____ chez le coiffeur Tex! (aller)
7. Tammy : Tu as envie d'aller chez Bette, Tex? _____-y! (aller)
8. Tammy : J'achète du vin? Tex : Oui, _____-en plusieurs bouteilles! (acheter)
9. Tammy : Ta maison n'est pas propre Tex! _____ tes affaires! (ranger)
10. Tammy : Edouard, Corey, _____ ! Vous allez être en retard! (se dépêcher)
11. Tex : Edouard, Corey, ceci est secret! _____ à Tammy! (ne pas parler)
12. Tex : Chers amis, _____ tous à mon anniversaire! (venir)