

EMBARGOED UNTIL MIDNIGHT MONDAY, NOVEMBER 16

University of Texas

Money and Politics Project

Fall 2009

U.S. National Survey

CONFIDENTIAL DOCUMENT

N=2100 Adult Citizens

Field dates: October 13-22, 2009

MOE: +/-3.46 percentage points at the 95% confidence level

---

**SECTION I: INTRODUCTION**

Q1. Are you registered to vote?

- 85% Yes, registered.
- 14% No, not registered.
- 1% Don't know/Refused/NA.

Q2. Generally speaking, would you say that you are extremely interested in politics and public affairs, somewhat interested, not very interested, or not at all interested?

- 31% Extremely interested.
- 45% Somewhat interested.
- 15% Not very interested.
- 8% Not at all interested.
- 1% Don't know/Refused/NA.

Q3. There are many elections in the United States. Furthermore, many people intend to vote in a given election, but sometimes personal or professional circumstances keep them from the polls. Thinking back over the past two or three years, would you say that you voted in all elections, almost all, about half, one or two, or none at all?

- 36% Every election.
- 26% Almost every election.
- 9% About half.
- 12% One or two.
- 14% None.
- 3% Don't know/Refused/NA.

# EMBARGOED UNTIL MIDNIGHT MONDAY, NOVEMBER 16

Q4. Thinking about the country, do you think things are moving in the right direction or are we off on the wrong track?

- 31% Right direction.
- 51% Wrong track.
- 18% Don't know/Refused/NA.

Q5. What do you think the most important issue facing the country today is?

- 42% Economy/Employment/Bail out
- 17% Health Care
- 9% Politics/Leadership/(Confidence in) Government/Politicians/Corruption of power
- 4% War in Iraq or Afghanistan/Supporting Troops
- 4% Lack of Values and/or Morals/Constitutional disaster
- 4% Taxes/(Government) Spending/Deficit/Debt
- 3% Immigration/Border Control/Illegal Immigrants
- 1% Terrorism
- 1% Foreign Affairs/International Relations
- 1% Religions/Spirituality
- 1% Education
- 1% Environmental & ecological problems/Global warming
- 1% National Security
- 1% Financial regulations/Finance/Banking
- 1% Too many problems/Everything, but nothing in particular
- 1% Economic iniquity/poverty
- \* Crimes
- \* Energy
- \* Housing
- \* Corporate has too much power in the political process
- \* Abortion
- \* Racism
- \* World peace
- \* Health problems (e.g., obesity, H1N1)
- \* Drugs
- \* Social Security
- \* Population (growth)/seniors
- \* Personal debt
- \* Unions
- \* None
- 8% Missing/Refused/Don't Know

## EMBARGOED UNTIL MIDNIGHT MONDAY, NOVEMBER 16

I'm going to read you a list of issues. For each, please tell me how important you think it is using a 0-10 scale, where 10 means *extremely* important, 0 means *not* important *at all*, and 5 means neither important nor unimportant.

	Low (0-4)	Medium (5)	High (6-10)	Average
Q6. Political Corruption	4%	8%	88%	8.43
Q7. Campaign Finance Reform	16%	22%	62%	6.6
Q8. Jobs and unemployment	1%	4%	95%	9.13
Q9. Health care reform	14%	8%	78%	7.68
Q10. The environment	16%	12%	72%	7.04
Q11. Immigration	10%	13%	77%	7.57
Q12. Homeland security	6%	9%	85%	8.07
Q13. Education and schools	4%	6%	90%	8.48
Q14. Crime	3%	8%	89%	8.12
Q15. News media bias	13%	23%	64%	6.84
Q16. The decline of traditional values	14%	15%	71%	7.31
Q17. Stem cell research	19%	20%	61%	6.39
Q18. Gay marriage	40%	23%	37%	4.56
Q19. Balancing the federal budget	3%	8%	89%	8.43
Q20. Nuclear proliferation	9%	16%	75%	7.31

# EMBARGOED UNTIL MIDNIGHT MONDAY, NOVEMBER 16

## SECTION II: POLITICAL KNOWLEDGE

Now we have a set of questions concerning various public figures and institutions. We want to see how much information about them gets out to the public.

Q21. Can you give me the name of the current Vice President?

71% Correct.  
29% Incorrect & Don't know/NA.

Q22. How about the current Chief Justice? Who currently holds that position?

20% Correct.  
80% Incorrect & Don't know/NA.

Q23. Who is the current Speaker of the U.S. House of Representative?

49% Correct.  
51% Incorrect & Don't know/NA.

Q24. Can you tell me which party currently has the majority in the U.S. Senate?

83% Correct. [Democrats]  
17% Incorrect & Don't know/ NA.

## SECTION III: CAMPAIGN FINANCE

Now we would like to see what you think about campaign finance reform.

Q25. In 2002, the Congress passed the Bipartisan Campaign Reform Act (also known as the McCain-Feingold Act). Would you say that you strongly approve, somewhat approve, somewhat disapprove, strongly disapprove, or don't you know enough about the Act to have an opinion either way.

6% Strongly agree.  
18% Somewhat agree.  
6% Somewhat disagree.  
9% Strongly disagree.  
51% Don't know enough.  
10% Don't know/Refused/NA.

# EMBARGOED UNTIL MIDNIGHT MONDAY, NOVEMBER 16

The Supreme Court has ruled that spending money to influence elections is a form of constitutionally protected free speech. Thus, people who oppose campaign finance reform efforts often argue that increased regulation unduly infringes on individuals' rights to free speech. Those in favor of increased regulation, however, view campaign finance regulation as necessary to prevent unequal influence and corruption in government despite its potential to limit free speech.

How much of your free speech rights are you willing to give up ...	Low (0-4)	Medium (5)	High (6-10)	Average
Q26. to equalize influence?	61%	14%	25%	3.16
Q27. to limit corruption?	55%	13%	32%	3.74

Q28. Thinking about individual citizens: Assuming full disclosure, do you agree or disagree with the position that individuals should be allowed to contribute as much money as they want to their preferred candidates' campaigns? [Follow up: would you say you strongly or somewhat agree/disagree?]

- 18% Strongly agree.
- 27% Somewhat agree.
- 20% Somewhat disagree.
- 23% Strongly disagree.
- 12% Don't know/Refused/NA.

Q29. The McCain-Feingold Act prohibits unions and corporations—including most non-profits—from sponsoring campaign advertising 60 days before the general election and 30 days before the primary election. Do you agree or disagree with this? Would you say you strongly or somewhat agree/disagree?]

- 26% Strongly agree.
- 30% Somewhat agree.
- 13% Somewhat disagree.
- 9% Strongly disagree.
- 22% Don't know/Refused/NA.

Q30. Should corporations and unions have the same rights to express their political views as individuals, fewer rights, or no comparable rights?

- 36% Same rights
- 26% Fewer rights
- 20% No rights
- 18% Don't know/refused/NA

## EMBARGOED UNTIL MIDNIGHT MONDAY, NOVEMBER 16

- Q31. The Supreme Court will soon rehear a case called "Citizens United v. the Federal Election Commission." Citizens United contends that their film, "Hillary: The Movie," was wrongfully prohibited by the government, while the FEC has argued the film should be subjected to the same limitations and disclosure requirements as electioneering communications. The Supreme Court has asked for a rehearing in order to reconsider its rulings in earlier cases limiting corporate political expenditures, where the High Court found that such regulations were in the government's interest to prevent "the corrosive and distorting effects of immense aggregations of wealth that are accumulated with the help of the corporate form." In "Citizens United v. the FEC," lawyers for the plaintiffs maintain that these rules are unconstitutional and that expenditures of this type should instead face a level of scrutiny more similar to those of an individual.

Having heard all of this, do you think corporations or unions have free speech rights such that government regulation should face a high level of scrutiny? Or do you think corporations and unions do not merit the same sort of protection as individuals?

- 25% Groups deserve protection
- 41% Groups do not deserve protection
- 34% Don't know/Refused/NA

- Q32. Some companies take strong and occasionally controversial positions on certain political issues, such as stem-cell research, immigration, or trade. How much of a factor is a company's political beliefs in your decision to purchase a product?

- 3% The most important factor
- 25% A significant factor
- 27% Somewhat of a factor
- 19% Not much of a factor
- 16% Not a factor at all
- 10% Don't know/Refused/NA

- Q33. How much of a factor is the source of a candidate's campaign contributions when you are deciding for whom to vote?

- 5% The most important factor
- 27% A significant factor
- 26% Somewhat of a factor
- 17% Not much of a factor
- 14% Not a factor at all
- 10% Don't know/Refused/NA

- Q34. How much of a factor is the amount of money a candidate has raised when you are deciding for whom to vote?

- 2% The most important factor
- 10% A significant factor
- 17% Somewhat of a factor
- 27% Not much of a factor
- 35% Not a factor at all
- 10% Don't know/Refused/NA

# EMBARGOED UNTIL MIDNIGHT MONDAY, NOVEMBER 16

Q35. Now, how much money do you think is “too much” for a U.S. Senate campaign? At what point would the amount of money a candidate has raised cause you NOT to support him?

[Widget allowing placement on a continuous scale from \$0 - \$1 billion]

Also code for NO LIMIT and DON'T KNOW

Now I'm going to read you a list of groups that we often hear from during political campaigns. For each, please tell me how helpful you find the information they provide using a scale from 0 to 10, where 0 is *not helpful at all*, 10 is *very helpful*, and 5 is exactly in the middle.

	Low (0-4)	Medium (5)	High (6-10)	Average
Q36. A candidate's own campaign	18%	21%	61%	6.41
Q37. A candidate's opponent's campaign	31%	23%	46%	5.36
Q38. Non-profit groups (so-called “527 groups”) <i>in favor of</i> a candidate	37%	25%	38%	4.68
Q39. Non-profit groups (so-called “527 groups”) <i>against</i> a candidate	41%	26%	33%	4.41
Q40. Local News	30%	22%	48%	5.28
Q41. National Network News	35%	18%	47%	5.13
Q42. Cable News	27%	19%	54%	5.75

Now I'm going to read you a list of possible campaign finance reforms. For each, please tell me how much you would support the reform using a scale from 0 to 10, where 10 means you *strongly* support it, 0 means you do *not* support it *at all*, and 5 means you are neither in favor nor against it.

	Low (0-4)	Medium (5)	High (6-10)	Average
Q43. Candidates who run for federal offices should only be allowed to spend money funded through a public financing system. No individual or political action committee contributions would be allowed.	25%	26%	49%	5.83
Q44. Candidates should be able to receive unlimited individual contributions so long as they are fully disclosed.	35%	20%	45%	5.09
Q45. Limits on individual campaign contributions should be raised during the early stages of the campaign period to promote competitive campaigns.	24%	33%	43%	5.48
Q46. Free and equal airtime on television should be available for candidates.	13%	18%	69%	7.23
Q47. The Federal Election Commission should be given more authority and resources to enforce rules and punish violators.	12%	26%	62%	6.69
Q48. The Federal Election Commission should be replaced altogether with a different, more independent regulatory body.	13%	40%	47%	6.15
Q49. The period of campaigning should be shortened to the four weeks before Election Day.	24%	24%	52%	6.00
Q50. Union organizations should be allowed to make political expenditures without the consent of their members.	72%	17%	11%	2.1

## EMBARGOED UNTIL MIDNIGHT MONDAY, NOVEMBER 16

Q51. How much attention do you pay to messages at the end of political ads on TV that disclose who paid for the ad?

- 25% A great deal of attention
- 36% Some attention
- 21% Not much attention
- 15% No attention
- 3% Don't know/Refused/NA

Q52. Does who paid for the ad greatly, somewhat, slightly, or not at all affect the credibility of the ad?

- 35% Greatly
- 26% Somewhat
- 14% Slightly
- 18% Not at all
- 7% Don't know/Refused/NA



# EMBARGOED UNTIL MIDNIGHT MONDAY, NOVEMBER 16

## SECTION IV: CHRIS JONES'S BID FOR U.S. SENATE SEAT

**Now we'd like you to read a recent news story and answer some follow-up questions. Please take a few moments to read the story and then press CONTINUE to proceed to the questions.**

WASHINGTON, D.C. — When it comes to next year's primaries for U.S. senators, a few challengers may get lucky as their opponent incumbents are feeling a lot like Rodney Dangerfield: They can't get any respect.

As veteran lawmakers, Sens. Arlen Specter, D-Pa., and Jim Bunning, R-Ky., should be coasting, under normal circumstances, to the general election. Hard economic times, however, are stirring discontent about politics as usual, which opens the door for challengers, said Clay Richards, who recently retired as a pollster at Quinnipiac University. "The economy is just catching up with these people who so far have been able to survive," Richards said.

As a(n) [Independent / Republican / Democrat], Chris Jones hopes to take advantage of the current political to win a Senate seat in November 2010. If his fundraising is any indication, his chances seem pretty good so far. Since last December, Jones has raised [\$20 million / \$50,000], with the majority of this money coming from [the tobacco industry / trial lawyers / friends and acquaintances]. Jones may get lucky, if the transcending trend of his popularity and fundraising keeps up. Over the next year, Jones will rely more and more on his chief staff and growing army of staff and volunteers to launch his campaign with an eye toward an eventual victory in November 2010.

Q53. From what you know about Chris Jones, how likely do you think it is that you would vote for him? Using a scale from 0 to 10, where 0 means you *would definitely NOT* vote for Chris Jones, 10 means you *would definitely* vote for Chris Jones, and 5 is exactly in the middle, how likely do you think it is that you would vote for Chris Jones?

44%	Low (0-4)
35%	Medium (5)
21%	High (6-10)

Average: 3.95

# EMBARGOED UNTIL MIDNIGHT MONDAY, NOVEMBER 16

## SECTION V. PERCEPTIONS OF INFLUENCE AND CORRUPTION

Next I'd like to ask you about your general impressions of corruption in government.

Q54. When you think about corruption, which of the following groups would you say is the primary source of corruption? Would you say it's candidates, political parties, interest groups, or corporations?

- 9% Candidate
- 26% Political Parties
- 26% Interest Groups
- 20% Corporations
- 18% Don't Know / Refused / NA

Q55. Now where do you think corruption is most widespread? At the national, state, or local level?

- 67% National level
- 12% State level
- 6% Local level
- 15% Don't Know / Refused / NA

Now I'd like you to think about members of the U.S. Congress. I'm going to read a list of factors and groups that might influence Congress members' votes on legislation. For each, please tell me how much influence you think it has on their votes using a scale from 0 to 10, where 10 means it has *a lot of* influence, 0 means it does *not* have *any* influence at all, and 5 is exactly in the middle.

	Low (0-4)	Medium (5)	High (6-10)	Average
Q56. Members' constituency preferences	26%	20%	54%	5.79
Q57. Members' political party	6%	13%	81%	7.65
Q58. Members' own ideology or positions on the issues	13%	17%	71%	6.97
Q59. Their staff	20%	21%	59%	6.09
Q60. Lobbyists	9%	12%	79%	7.63
Q61. The White House	13%	21%	66%	6.69
Q62. Campaign contributors	9%	12%	79%	7.66
Q63. Other members of Congress	11%	18%	71%	6.80

Q64. Some argue that the main source of political corruption in the U.S. Congress results from campaign contributors expecting politicians vote in certain ways on legislation. How often do you think politicians base their votes on a legislative bill on the preferences of their campaign contributors rather than their constituents? Would you say this never happens? Sometimes happens? Often happens? Or do you think it happens all the time?

- 1% Never.
- 17% Sometimes.
- 40% Often.
- 28% All the time.
- 15% Don't know/Refused/NA.

## EMBARGOED UNTIL MIDNIGHT MONDAY, NOVEMBER 16

- Q65. Some argue that the main source of political corruption in the U.S. Congress results from politicians demanding contributions from wealthy but otherwise reluctant contributors that may have an interest in potential legislative issues. How often do you think this happens? Would you say this never happens? Sometimes happens? Often happens? Or do you think it happens all the time?
- 1% Never.
  - 23% Sometimes.
  - 34% Often.
  - 24% All the time.
  - 18% Don't know/Refused/NA.
- Q66. Now, having thought about these two arguments, which would you say is the primary source of political corruption in the U.S. Congress? Politicians changing their votes based on contributors' preferences? Or, politicians demanding contributions from potential contributors that may have an interest in potential legislative issues? Or do you think both happen as frequently as the other?
- 9% Politicians changing votes is the primary source.
  - 10% Politicians demanding contributions is the primary source.
  - 52% Both occur with equal frequency.
  - 11% Neither is the primary source of political corruption in the U.S. Congress.
  - 18% Don't know/Refused/NA.
- Q67. How would you rate the average U.S. Congress member's level of ethics and honesty? Would you say it is excellent, fair, not so good or poor?
- 1% Excellent.
  - 22% Fair.
  - 35% Not so good.
  - 32% Poor.
  - 10% Don't know/Refused/NA.
- Q68. Now think about your own representative in the U.S. House of Representatives. Would you say his or her level of ethics and honesty is excellent, fair, not so good or poor?
- 9% Excellent.
  - 37% Fair.
  - 19% Not so good.
  - 14% Poor.
  - 21% Don't know/Refused/NA.
- Q69. Now think about your own senator in the U.S. Senate. Would you say his or her level of ethics and honesty is excellent, fair, not so good or poor?
- 10% Excellent.
  - 35% Fair.
  - 18% Not so good.
  - 18% Poor.
  - 19% Don't know/Refused/NA.

# EMBARGOED UNTIL MIDNIGHT MONDAY, NOVEMBER 16

Q70. Do you think corruption in the U.S. Congress is a very serious problem, somewhat serious, not too serious, or not a serious problem at all?

- 48% Very serious.
- 34% Somewhat serious.
- 7% Not too serious .
- 1% Not serious at all.
- 10% Don't know/Refused/NA.

Q71. As you may know, some members of Congress travel on fact-finding missions paid for by corporations, trade groups, or other private interest groups. Some members of Congress also receive meals or gifts from these organizations. In your view, what should Congress do to make sure that such favors do not lead to corruption in government? Should it institute a ban on members receiving any gifts, meals or travel from private interests? Or, should it allow members to receive gifts, meals or travel, but require full public disclosure of all such gifts?

- 50% Should ban it.
- 34% Should allow it, but require public disclosure.
- 16% Don't know/Refused/NA.

Q72. Compared to ten years ago, would you say that corruption in Congress has increased, decreased, or stayed about the same?

- 61% Increased.
- 4% Decreased.
- 20% Stayed the same.
- 15% Don't know/Refused/NA.

Now I'm going to read you a list of groups. For each, please tell me how much power you think each group has in influencing government policy-makers and politicians in Washington, D.C. using a scale from 0 to 10, where 10 means the group has *too much* power, 0 means the group does *not* have *any* power and 5 means the group has about the right amount of power.

	Low (0-4)	Medium (5)	High (6-10)	Average
Q73. Big companies	4%	10%	86%	8.16
Q74. Political action committees, which give money to political candidates	4%	13%	83%	7.98
Q75. Political lobbyists	5%	10%	85%	8.16
Q76. The news media	11%	18%	71%	7.09
Q77. Trade associations	7%	19%	74%	7.20
Q78. Labor unions	11%	15%	74%	7.32
Q79. Non-profit organizations	28%	27%	45%	5.52
Q80. The wealthy	4%	11%	85%	8.02
Q81. The average voter	73%	14%	13%	2.82

# EMBARGOED UNTIL MIDNIGHT MONDAY, NOVEMBER 16

## SECTION VI: CAMPAIGN FINANCE KNOWLEDGE

Next, I'd like you to think about the current state of campaign finance.

Q82A. To the best of your knowledge, how much can a person contribute to candidates who run for federal offices in a single election cycle?

(Correct Answer: \$2,400)

65% Don't know

35% Offered an answer

Of those who answered, here's the breakdown in categories:

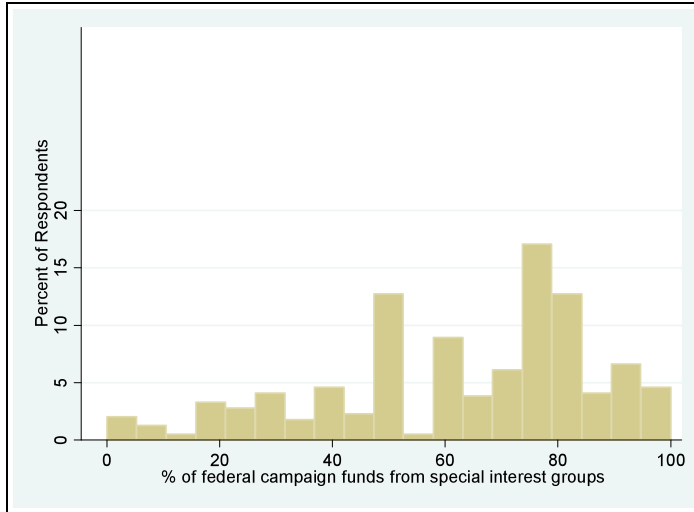
10%	<500
4%	500-999
15%	1000-1499
1%	1500-1999
24%	2000-2399
2%	2400
12%	2401-2999
2%	3000-3499
1%	3500-3999
0%	4000-4499
1%	4500-4999
8%	5000-5499
0%	5500-5999
0%	6000-9999
7%	10000-19999
3%	20000-99999
7%	100000+

# EMBARGOED UNTIL MIDNIGHT MONDAY, NOVEMBER 16

Q82B. What would be your best guess for the percentage of the funding for federal election campaigns that generally comes from special interest groups?

29% Offered an answer (Mean=62%)  
71% Don't know

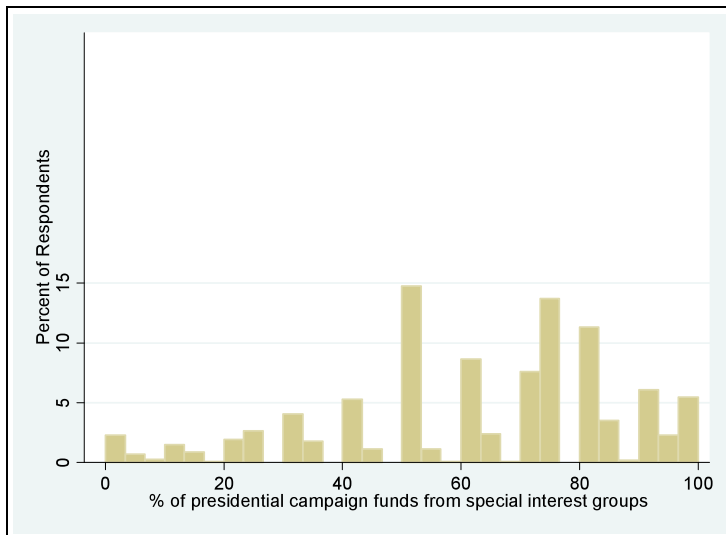
Of those who answered, here's the distribution (note that histogram does not reflect weights):



Q83A. How about in presidential elections specifically? What percentage of the funding in presidential election campaigns comes from special interest groups? (includes Q83B: best guess)

52% Offered an answer (Mean=61%)  
48% Don't know

Of those who answered, here's the distribution (note that histogram does not reflect weights):

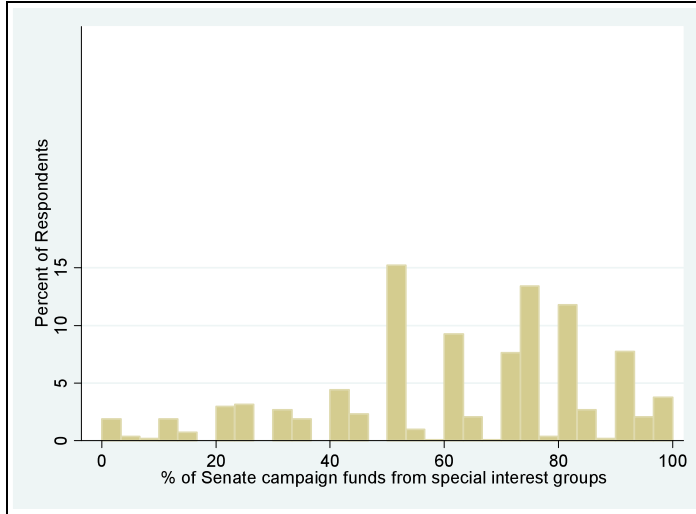


# EMBARGOED UNTIL MIDNIGHT MONDAY, NOVEMBER 16

Q84A. How about in U.S. Senate elections? What percentage of the funding for these campaigns generally comes from special interest groups? (includes Q84B: best guess)

48% Don't know  
52% Offered an answer (Mean=61%)

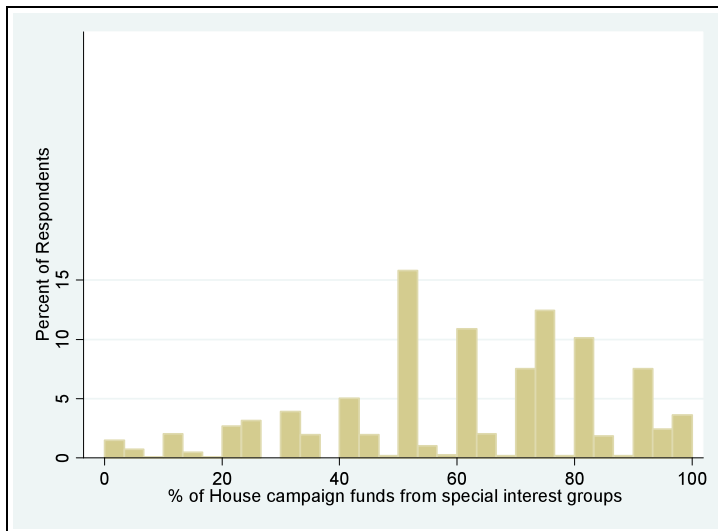
Of those who answered, here's the distribution (note that histogram does not reflect weights):



Q85A. How about in U.S. House of Representative elections? What percentage of the funding for these campaigns generally comes from special interest groups? (includes Q85B: best guess)

50% Don't know  
50% Offered an answer (Mean=60%)

Of those who answered, here's the distribution (note that histogram does not reflect weights):



# EMBARGOED UNTIL MIDNIGHT MONDAY, NOVEMBER 16

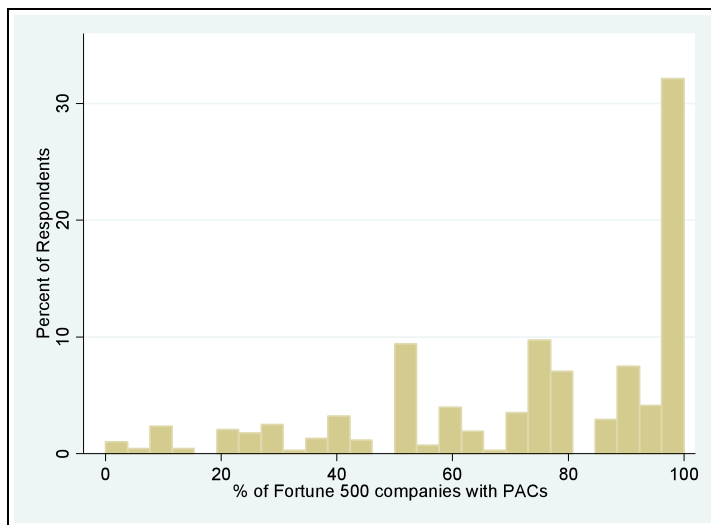
Q86. Would you say the following statement is factually True or False? "Corporations are prohibited from contributing to federal election candidates in the U.S."

- 15% True.
- 60% False.
- 25% Don't know/Refused/NA.

Q87A. To the best of your knowledge, what percentage of Fortune 500 corporations form PACs (Political Action Committees)? (includes Q87B: best guess)

- 39% Offered an answer (Mean=74%)
- 61% Don't know

Of those who answered, here's the distribution (note that histogram does not reflect weights):



Q88A. To the best of your knowledge, what do you think the average corporate PAC contribution is for a [U.S. Senate / U.S. House of Representatives] campaign? (includes Q88B: best guess)

- 34% Offered answer.
  - 66% Don't know.
- 
- 22% <1000
  - 5% 1000-4999
  - 5% 5000-9999
  - 9% 10000-19999
  - 7% 20000-49999
  - 9% 50000-99999
  - 23% 100000-999999
  - 19% 1000000+



# EMBARGOED UNTIL MIDNIGHT MONDAY, NOVEMBER 16

Q88A. To the best of your knowledge, what do you think the average corporate PAC contribution is for a [U.S. Senate / **U.S. House of Representatives**] campaign? (includes Q88B: best guess)

31% Offered answer.  
69% Don't know.

27% <1000  
6% 1000-4999  
8% 5000-9999  
11% 10000-19999  
6% 20000-49999  
9% 50000-99999  
19% 100000-999999  
15% 1000000+

Q89A. How much do you think it costs, on average, to run a campaign for the [**U.S. Senate** / U.S. House of Representatives]? (includes Q89B: best guess)

44% Offered answer.  
56% Don't know.

10% <100000  
11% 100000-499999  
8% 500000-999999  
27% 1000000-4999999  
16% 5000000-10000000  
27% 10000000+

Q89A. How much do you think it costs, on average, to run a campaign for the [U.S. Senate / **U.S. House of Representatives**]? (includes Q89B: best guess)

40% Offered answer.  
60% Don't know.

13% <100000  
11% 100000-499999  
11% 500000-999999  
36% 1000000-4999999  
13% 5000000-10000000  
16% 10000000+

# EMBARGOED UNTIL MIDNIGHT MONDAY, NOVEMBER 16

## SECTION VII: POLITICAL BEHAVIOR

Now we have a few questions about recent elections.

Q90. Thinking back to the 2008 presidential election, which candidate did you vote for? The Democratic Candidate Barack Obama, the Republican candidate John McCain, the Libertarian candidate Bob Barr, or some other candidate?

42%	Obama
37%	McCain
2%	Barr
8%	Other
11%	Don't Know / Refused / NA

Q91. Have you contributed to any political campaigns in the last four years?

25%	Yes
70%	No
5%	Don't know / Refused / NA

[If yes to Q91] I'm going to read a series of ways that one can make a campaign contribution. For each, please tell me if you made a contribution that way in the last four years.

Q92. At campaign or donor event?

30%	Yes
69%	No
1%	Don't know / Refused / NA

Q93. On the internet, online?

69%	Yes
30%	No
1%	Don't know / Refused / NA

Q94. By mail? (NOT email)

49%	Yes
50%	No
1%	Don't know / Refused / NA

Q95. By phone?

23%	Yes
76%	No
1%	Don't know / Refused / NA

Q96. Did you contribute in some other way that I have not mentioned?

15%	Yes: Please specify ( <u>verbatim responses not coded</u> ).
79%	No.
6%	Don't know

# EMBARGOED UNTIL MIDNIGHT MONDAY, NOVEMBER 16

Q97. Were any of the contributions you made in the past four years for a *national* campaign?

88% Yes  
11% No  
1% Don't know / Refused / NA

Q98. How about at the state level? Did you make any contributions to a *state* campaign?

47% Yes  
50% No  
3% Don't know / Refused / NA

Q99. And, how about the local level? Did you make any contributions to a *local* campaign?

34% Yes  
63% No  
3% Don't know / Refused / NA

Q100. Were the contributions you made to a political party, candidate, PAC, or interest group? [Check ALL that apply]

45% Political party  
80% Candidate  
11% PAC  
14% Interest Group  
3% Don't know / Refused / NA

Q101. Have you participated in any of the following activities over the past four years? [Check all that apply]

21% Attend a political meeting or rally  
11% Participate in a demonstration or protest  
62% Discuss politics with friends and family  
37% Contact elected representatives  
11% Contact newspapers or magazines editors for political causes  
27% Petition  
60% Vote in a primary election  
12% Volunteer for a political campaign  
2% Other  
21% None  
4% Don't know / Refused / NA

Now I'd like to learn a little about how you get your news.

How often do you get your information about politics using the following news media outlets?

Q102. National broadcast television news (for example, ABC, CBS, NBC, PBS)

23% Everyday  
21% A few times a week  
6% Two days a week  
15% One day a week  
29% None  
6% Don't know

# EMBARGOED UNTIL MIDNIGHT MONDAY, NOVEMBER 16

Q103. Local television news

27%	Everyday
22%	A few times a week
7%	Two days a week
15%	One day a week
24%	None
5%	Don't know

Q104. Cable television news (for example, CNN, Fox News, MSNBC)

32%	Everyday
18%	A few times a week
7%	Two days a week
12%	One day a week
25%	None
6%	Don't know

Q105. Comedic daily news shows (For example, The Daily Show with Jon Stewart, Colbert Report, etc.)

6%	Everyday
10%	A few times a week
5%	Two days a week
13%	One day a week
59%	None
7%	Don't know

Q106. Radio

24%	Everyday
17%	A few times a week
8%	Two days a week
12%	One day a week
34%	None
5%	Don't know

Q107. The Internet

39%	Everyday
22%	A few times a week
9%	Two days a week
10%	One day a week
16%	None
4%	Don't Know

Q108. Mainstream Newspapers (For example, USA Today, Houston Chronicle, New York Times, etc.)

11%	Everyday
11%	A few times a week
7%	Two days a week
13%	One day a week

# EMBARGOED UNTIL MIDNIGHT MONDAY, NOVEMBER 16

53% None  
5% Don't Know

## SECTION VIII: DEMOGRAPHICS

AGE. In what year were you born?

20% 18-29  
24% 30-44  
24% 45-54  
18% 55-64  
14% 65+

STATE. In which state do you reside? [recode to Region?]

LOCATE. Would you say you live in an urban, suburban, or rural area?

29% Urban.  
43% Suburban.  
28% Rural.

MARRIED. What is your current martial status?

52% Married.  
2% Separated.  
12% Divorced.  
4% Widowed.  
27% Never married/Single.  
3% Domestic partnership.  
\* Don't know/Refused/NA.

INCOME. What was your total household income for 2008?

10% Less than \$15K.  
12% \$15K-\$25K.  
18% \$25K-\$40K.  
25% \$40K-\$70K.  
21% \$70K-\$150K.  
3% \$150K+.  
11% Don't know/Refused/NA.

EDUC. What is the highest level of education you completed? [T: the freq looks VERY weird. I don't know how polimetrix coded this... As a result, I didn't use the freq from spss output, but from the figures in polimetrix's report (the codebook they provided). The categories apparently are different from what we first wanted.]

46% Less than high school or High school.  
29% Some college.  
16% College degree.  
9% Post-graduate degree (MA, LLD, PhD).

# EMBARGOED UNTIL MIDNIGHT MONDAY, NOVEMBER 16

RACE. Would you say that you are...

70%	White.
11%	African American.
13%	Hispanic.
2%	Asian/Pacific Islander.
1%	Native American.
2%	Multi-racial.
1%	Don't know/Refused/NA.

[If RACE EQ 3 or 4]

NATION. What is your primary nationality?

[If RACE EQ 3]

47%	Mexican
20%	Puerto Rican
6%	Cuban
*	Guatemalan
2%	Salvadoran
*	Nicaraguan
*	Costa Rican
*	Panamanian
1%	Brazilian
*	Venezuelan
2%	Columbian
1%	Argentine
*	Chilean
21%	Other

[If RACE EQ 4]

36%	Chinese/Taiwanese
8%	Vietnamese
9%	Japanese
13%	Korean
6%	Filipino
*	Samoan
*	Fijian
*	Indonesian
10%	Indian
4%	Laotian
*	Cambodian
*	Thai
4%	Pakistani
10%	Other

LIBCON. Generally speaking, would you say that you are...

21%	Liberal.
42%	Moderate.
37%	Conservative.

# EMBARGOED UNTIL MIDNIGHT MONDAY, NOVEMBER 16

PID. Do you consider yourself to be a Democrat, a Republican, or neither?

33%	Democratic.
24%	Republican.
29%	Independent.
14%	Don't know/Refused/NA.

[if PID is Democrat]

STRONGDEM. Would that be a strong or not so strong Democrat?

55%	Strong.
43%	Not so strong.
2%	Don't know/Refused/NA.

[if PID is Republican]

STRONGREP. Would that be a strong or not so strong Republican?

45%	Strong.
54%	Not so strong.
1%	Don't know/Refused/NA.

[if PID is Independent/Don't know/Refused/NA]

LEAN. Would you say that you are closer to the Democrats, the Republicans, or neither?

2%	Democratic.
14%	Independent.
6%	Republican.
78%	Don't know/Refused/NA.

UNION. Are you or is anyone living in your home a union member?

14%	Union household.
86%	No.

GENDER.

48%	Male
52%	Female

# EMBARGOED UNTIL MIDNIGHT MONDAY, NOVEMBER 16

Finally, we like to ask a few things about your religious views.

EMfilter. Would you consider yourself to be part of the Christian faith?

72% Yes.  
28% No.

PEWRELIGION.

37% Protestant  
19% Roman Catholic  
2% Mormon  
\* Eastern or Greek Orthodox  
2% Jewish  
\* Muslim  
1% Buddhist  
\* Hindu  
4% Atheist  
5% Agnostic  
23% Nothing in particular  
7% Others  
2% Don't know/Refused.

PROTESTANT CHURCH.

33% Baptist.  
11% Methodist  
17% Nondenominational/Independent Church  
9% Lutheran  
6% Presbyterian  
7% Pentecostal  
3% Episcopalian/Anglican/Church of England  
3% Church of Christ  
2% Congregational/United Church of Christ  
1% Holiness  
1% Reformed  
1% Adventist  
1% Jehovah's Witnesses  
5% Other.  
\* Don't know/Refused/NA

EM1. Would you refer to yourself a born-again Christian? That is, have you personally had a conversion experience related to Jesus Christ?

49% Yes.  
51% No.



# EMBARGOED UNTIL MIDNIGHT MONDAY, NOVEMBER 16

We are going to present you with a number of statements. For each, we'd like you to indicate the extent to which you agree or disagree with them.

EM2. God instructs us to protect the poor.

35% Strongly agree.  
28% Agree somewhat  
29% Neither agree nor disagree  
5% Disagree somewhat  
3% Strongly disagree

EM3. Failure to confront social unfairness is a sin.

13% Strongly agree.  
20% Agree somewhat  
39% Neither agree nor disagree  
13% Disagree somewhat  
15% Strongly disagree

EM4. Social justice is at the heart of the Gospel.

13% Strongly agree.  
19% Agree somewhat  
44% Neither agree nor disagree  
12% Disagree somewhat  
12% Strongly disagree

EM5. Just as much as he was concerned with salvation, Jesus was also concerned with social reform.

17% Strongly agree.  
20% Agree somewhat  
39% Neither agree nor disagree  
12% Disagree somewhat  
12% Strongly disagree

EM6. God is more concerned about individual morality, than social inequalities.

26% Strongly agree.  
20% Agree somewhat  
30% Neither agree nor disagree  
12% Disagree somewhat  
12% Strongly disagree

EM7. Addressing social issues distracts people from achieving salvation.

7% Strongly agree.  
11% Agree somewhat  
38% Neither agree nor disagree  
19% Disagree somewhat  
25% Strongly disagree

## EMBARGOED UNTIL MIDNIGHT MONDAY, NOVEMBER 16

EM8. Building the kingdom of God on earth is only about bringing people to Christ, not changing social structures.

21% Strongly agree.  
19% Agree somewhat  
30% Neither agree nor disagree  
17% Disagree somewhat  
13% Strongly disagree

EM9. Protecting the less fortunate has nothing to do with achieving salvation.

18% Strongly agree.  
13% Agree somewhat  
30% Neither agree nor disagree  
21% Disagree somewhat  
18% Strongly disagree

EM10. Which of these statements comes closest to describing your feelings about the Bible?

38% The Bible is the actual word of God and is to be taken literally, word for word.  
49% The Bible is the word of God by not everything in it should be taken literally, word for word.  
13% The Bible is a book written by men and is not the word of God.

EM11. How important is religion in your daily life?

50% Very important  
36% Fairly important  
12% Not very important  
2% Not important at all

EM12. Other than weddings and funerals, how often do you attend religious services?

34% More than once a week  
14% Once or twice a month  
15% A few times a year  
25% Seldom  
12% Never

EM13. Other than religious services, how often do you pray?

40% Several times a day  
24% Once a day  
18% A few times a week  
14% Once a week or less  
4% Never